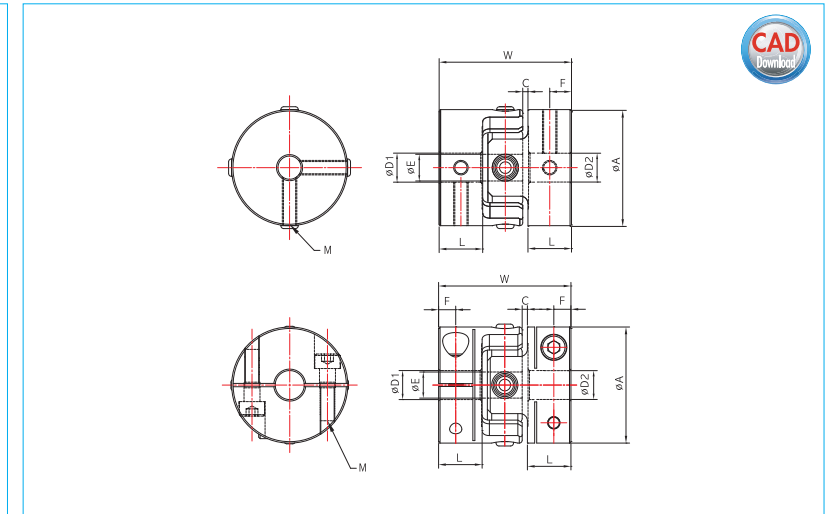





**Features**

- Flexible Coupling of the cross joint type.
- Absorbs very large eccentricity and declination due to Slip between Bush built in the hub and Spacer pin.
- In case of Clamp type, it implements a complete Balancing due to symmetry structure of clamping bolt and part crippled by side.
- Backlash is very small due to Pin and Bush are Assembled in high level.
- Axial load caused by misalignment is small, So minimize the load of relative axis.



**Structure & Material**

- Hub : Aluminum alloy with High Stiffness
- Surface treatment : Alumite process
- PIN : SUJ2
- Bush : Dry Bearing
- Spacer : SUS304
- Tightening Screw : SCM435




**Usage**

- Servo motor
- Stepping motor
- General wide use motor

**Others**

- When using at high temperatures, the change of torsional stiffness and Responsiveness is very small, but note the misalignment.
- Encourage h7 for tolerance of shaft.



Product NO.	Dimension(mm)						Tightening Screw		Rated Torque	Max. Torque	Max. RPM	Moment of Inertia	Torsional Stiffness	Angle	Parallel	End Play	Mass
	A	L	W	C	F	E	Size	Torque									
DRCJ-15	15	7.4	22.2	0.7	3.7	2.7	M3	0.7	0.3	0.6	42,000	3.1×10 <sup>-7</sup>	210	1.5	0.3	0	11
DRCJ-20	20	7.4	23.4	0.8	3.7	4.2	M3	0.7	0.6	1.2	31,000	1.0×10 <sup>-6</sup>	472.5	1.5	0.5	0	21
DRCJ-25	25	10.4	30.4	1.3	5.2	5.2	M4	1.7	1.2	2.4	25,000	3.2×10 <sup>-6</sup>	840	1.5	0.5	0	42
DRCJ-32	32	12.9	39	1.6	6.45	8.2	M5	4	4	8	21,000	1.1×10 <sup>-5</sup>	1,260	1.5	0.5	0	90
DRCJ-40	40	15	45.6	1.8	7.5	15.2	M5	4	6	12	15,000	3.2×10 <sup>-5</sup>	1,995	1.5	0.5	0	158
DRCJ-15C	15	7.4	22.2	0.7	2.95	2.7	M2.5	1	0.3	0.6	42,000	3.2×10 <sup>-7</sup>	231	1.5	0.3	0	11
DRCJL-15C	15	7.4	24.2	1.7	2.95	2.7	M2.5	1	0.3	0.6	33,000	3.3×10 <sup>-7</sup>	210	2	0.3	0	12
DRCJ-20C	20	7.4	23.4	0.8	2.75	4.2	M2.5	1	0.6	1.2	31,000	1.0×10 <sup>-6</sup>	367.5	1.5	0.5	0	21
DRCJL-20C	20	7.4	26.4	2.3	2.75	4.2	M2.5	1	0.6	1.2	24,000	1.0×10 <sup>-6</sup>	315	2	0.5	0	22
DRCJ-25C	25	10.4	30.4	1.3	3.55	5.2	M3	2	1.2	2.4	25,000	3.1×10 <sup>-6</sup>	840	1.5	0.5	0	41
DRCJL-25C	25	10.4	33.4	2.8	3.55	5.2	M3	2	1.2	2.4	20,000	3.2×10 <sup>-6</sup>	735	2	0.5	0	43
DRCJ-32C	32	12.9	39	1.6	4.4	8.2	M4	4	4	8	21,000	1.1×10 <sup>-5</sup>	1,260	1.5	0.5	0	87
DRCJL-32C	32	12.9	43	3.6	4.4	8.2	M4	4	4	8	16,000	1.1×10 <sup>-5</sup>	1,050	2	0.5	0	90
DRCJ-40C	40	15	45.6	1.8	5.9	15.2	M5	8	6	12	15,000	3.1×10 <sup>-5</sup>	1,995	1.5	0.5	0	157
DRCJL-40C	40	15	51	4.5	5.9	15.2	M5	8	6	12	12,000	3.2×10 <sup>-5</sup>	1,890	2	0.5	0	160

Mass and Moment of inertia are measured with max bore size.

Product NO.	Standard Inner diameter(D1, D2) (mm)										
	3	4	5	6	6.35	8	10	11	12	14	15
DRCJ□-15□	•	•	•	•	•	•					
DRCJ□-20□		•	•	•	•	•					
DRCJ□-25□			•	•	•	•	•				
DRCJ□-32□				•	•	•	•	•	•	•	
DRCJ□-40□						•	•	•	•	•	•